


POKARNA LIMITED

(1)(a) STATEMENT SHOWING SHAREHOLDING PATTERN IN CLAUSE-35			
NAME OF THE COMPANY: POKARNA LIMITED			
SCRIP CODE:	532486	Name of the Scrip: POKARNA LIMITED	
Class of Security:			
QUARTER ENDED:	30/06/2012		
Partly paid-up shares	No. of partly paid-up shares	As a % of total no. of partly paid-up shares	As a % of total no. of shares of the Company.
Held by promoter/promoter group		0	0
Held by Public		0	0
Total:		0	0
Outstanding convertible securities:	No. of outstanding securities	As a % of total no. of outstanding convertible securities.	As a % of total no. of shares of the Company assuming full conversion of the convertible securities
Held by promoter/promoter group		0	0
Held by Public		0	0
Total:		0	0
Warrants:	No. of warrants	As a % of total no. of warrants	As a % of total no. of shares of the Company, assuming full conversion of warrants
Held by promoter/promoter group		0	0
Held by Public		0	0
Total:		0	0
Total paid-up capital of the Company, assuming full conversion of warrants and convertible securities		6200800	100.00



CATEGORY CODE	CATEGORY OF SHAREHOLDER	NO OF SHAREHOLDERS	TOTAL NUMBER OF SHARES	NO OF SHARES HELD IN DEMATERIALIZED FORM	TOTAL SHAREHOLDING AS A % OF TOTAL NO OF SHARES		SHARES PLEDGE OR OTHERWISE ENCUMBERED	
					AS a PERCENTAGE of (A+B)	As a PERCENTAGE of (A+B+C)	NUMBER OF SHARES	AS a PERCENTAGE
(I)	(II)	(III)	(IV)	(V)	(VI)	(VII)	(VIII)	(IX)=(VIII)/(IV)*100
(A)	PROMOTER AND PROMOTER GROUP							
(1)	INDIAN							
(a)	Individual /HUF	26	3513777	3513777	56.67	56.67	0	0.00
(b)	Central Government/State Government(s)	0	0	0	0.00	0.00	0	0.00
(c)	Bodies Corporate	0	0	0	0.00	0.00	0	0.00
(d)	Financial Institutions / Banks	0	0	0	0.00	0.00	0	0.00
(e)	Others	0	0	0	0.00	0.00	0	0.00
	Sub-Total A(1) :	26	3513777	3513777	56.67	56.67	0	0.00
(2)	FOREIGN							
(a)	Individuals (NRIs/Foreign Individuals)	0	0	0	0.00	0.00	0	0.00
(b)	Bodies Corporate	0	0	0	0.00	0.00	0	0.00
(c)	Institutions	0	0	0	0.00	0.00	0	0.00
(d)	Qualified Foreign Investor	0	0	0	0.00	0.00	0	0.00
(e)	Others	0	0	0	0.00	0.00	0	0.00
	Sub-Total A(2) :	0	0	0	0.00	0.00	0	0.00
	Total A=A(1)+A(2)	26	3513777	3513777	56.67	56.67	0	0.00
(B)	PUBLIC SHAREHOLDING							
(1)	INSTITUTIONS							
(a)	Mutual Funds /UTI	0	0	0	0.00	0.00		
(b)	Financial Institutions /Banks	0	0	0	0.00	0.00		
(c)	Central Government / State Government(s)	0	0	0	0.00	0.00		
(d)	Venture Capital Funds	0	0	0	0.00	0.00		
(e)	Insurance Companies	0	0	0	0.00	0.00		
(f)	Foreign Institutional Investors	0	0	0	0.00	0.00		
(g)	Foreign Venture Capital Investors	0	0	0	0.00	0.00		
(h)	Qualified Foreign Investor	0	0	0	0.00	0.00		
(i)	Others	0	0	0	0.00	0.00		
	Sub-Total B(1) :	0	0	0	0.00	0.00		
(2)	NON-INSTITUTIONS							
(a)	Bodies Corporate	66	408365	408365	6.59	6.59		
(b)	Individuals							
	(i) Individuals holding nominal share capital upto Rs.1 lakh	1758	862132	697786	13.90	13.90		
	(ii) Individuals holding nominal share capital in excess of Rs.1 lakh	27	1406378	1395678	22.68	22.68		
(c)	Qualified Foreign Investor	0	0	0	0.00	0.00		
(d)	Others							
	NON RESIDENT INDIANS	13	8748	7148	0.14	0.14		
	CLEARING MEMBERS	2	1400	1400	0.02	0.02		
	Sub-Total B(2) :	1866	2687023	2510377	43.33	43.33		
	Total B=B(1)+B(2) :	1866	2687023	2510377	43.33	43.33		
	Total (A+B) :	1892	6200800	6024154	100.00	100.00		
(C)	Shares held by custodians, against which Depository Receipts have been issued							
(1)	Promoter and Promoter Group							
(2)	Public	0	0	0	0.00	0.00		
	GRAND TOTAL (A+B+C) :	1892	6200800	6024154	100.00	0.00	0	0.00




Sr.No	Name of the Shareholder	Details of Shares held		Encumbered shares (*)			Details of Warrants		Details of convertible securities		Total Shares (including underlying shares assuming full conversion of warrants and convertible securities) as a % of diluted share capital
		No. of Shares held	As a % of grand total (A)+(B)+(C)	Pledge Shares	AS a percentage (VI)=(V)/(III)*100	AS a % of grand total (A) + (B) + (C) of sub-clause (I)(a)	Number of warrants held	As a % total number of warrants of the same class	Number of convertible securities held	As a % total number of convertible securities of the same class	
(I)	(II)	(III)	(IV)	(V)	(VI)	(VII)	(VIII)	(IX)	(X)	(XI)	(XII)
1	K DILIP KUMAR JAIN	500000	8.06	0	0.00	0.00	0	0.00	0	0.00	0.00
2	RAAJ KUMAR JAIN KANTILAL	391000	6.31	0	0.00	0.00	0	0.00	0	0.00	0.00
3	ASHOK CHAND JAIN KANTILAL	391000	6.31	0	0.00	0.00	0	0.00	0	0.00	0.00
4	PRAKASH CHAND JAIN KANTILAL	391000	6.31	0	0.00	0.00	0	0.00	0	0.00	0.00
5	GAUTAM CHAND JAIN KANTILAL	391000	6.31	0	0.00	0.00	0	0.00	0	0.00	0.00
6	K RAAJ KUMAR JAIN	119150	1.92	0	0.00	0.00	0	0.00	0	0.00	0.00
7	K ASHOK CHAND JAIN	109000	1.76	0	0.00	0.00	0	0.00	0	0.00	0.00
8	K PRAKASH CHAND JAIN	109000	1.76	0	0.00	0.00	0	0.00	0	0.00	0.00
9	K GAUTAM CHAND JAIN	109000	1.76	0	0.00	0.00	0	0.00	0	0.00	0.00
10	NEHA JAIN	100000	1.61	0	0.00	0.00	0	0.00	0	0.00	0.00
11	SIDDHARTH JAIN	100000	1.61	0	0.00	0.00	0	0.00	0	0.00	0.00
12	RAHUL JAIN	100000	1.61	0	0.00	0.00	0	0.00	0	0.00	0.00
13	VIDYA JAIN	100000	1.61	0	0.00	0.00	0	0.00	0	0.00	0.00
14	CHAYA JAIN	100000	1.61	0	0.00	0.00	0	0.00	0	0.00	0.00
15	RITU JAIN	100000	1.61	0	0.00	0.00	0	0.00	0	0.00	0.00
16	ANJU JAIN	100000	1.61	0	0.00	0.00	0	0.00	0	0.00	0.00
17	REKHA JAIN	100000	1.61	0	0.00	0.00	0	0.00	0	0.00	0.00
18	HARSHITHA JAIN	25000	0.40	0	0.00	0.00	0	0.00	0	0.00	0.00
19	NIDHI JAIN	25000	0.40	0	0.00	0.00	0	0.00	0	0.00	0.00
20	PRATIK JAIN	25000	0.40	0	0.00	0.00	0	0.00	0	0.00	0.00
21	EKTA JAIN	25000	0.40	0	0.00	0.00	0	0.00	0	0.00	0.00
22	SONAL JAIN	25000	0.40	0	0.00	0.00	0	0.00	0	0.00	0.00
23	SNEHA JAIN	25000	0.40	0	0.00	0.00	0	0.00	0	0.00	0.00
24	MEGHA JAIN	25000	0.40	0	0.00	0.00	0	0.00	0	0.00	0.00
25	RIA JAIN	25000	0.40	0	0.00	0.00	0	0.00	0	0.00	0.00
26	PRATI K JAIN	3627	0.06	0	0.00	0.00	0	0.00	0	0.00	0.00
	TOTAL :	3513777	56.67	0	0.00	0.00	0	0.00	0	0.00	0.00




(l)(c)(i) Statement showing holding of securities (including shares, warrants, convertible securities) of persons belonging to the category "Public" and holding more than 1% of the total number of shares								
Sr.No.	Name of the shareholder	Number of shares held	Shares as a percentage of total number of shares (i.e., Grant total (A)+(B)+(C) indicated in Statement at para (l)(a) above}	Details of warrants		Details of convertible securities		Total shares (including underlying shares assuming full conversion of warrants and convertible securities) as a % of diluted share capital)
				Number of warrants held	As a % total number of warrants of the same class	Number of convertible securities held	% w.r.t total number of convertible securities of the same class	
1	NEMI CHAND	300000	4.84	0	0.00	0	0.00	0.00
2	GLOBE FINCAP LIMITED	130000	2.10	0	0.00	0	0.00	0.00
3	CHETAN DHIRESHBHAI SHAH	103785	1.67	0	0.00	0	0.00	0.00
4	NAINABEN P GORADIA	99400	1.60	0	0.00	0	0.00	0.00
5	PRAMODBHAI B GORADIA	99400	1.60	0	0.00	0	0.00	0.00
6	CHETAN D SHAH HUF	84464	1.36	0	0.00	0	0.00	0.00
7	KIRANBHAI H GORADIA	79600	1.28	0	0.00	0	0.00	0.00
8	HARSHADBHAI B GORADIA	79600	1.28	0	0.00	0	0.00	0.00
9	ANURUPA NIMISH VASA	71000	1.15	0	0.00	0	0.00	0.00
10	GLOBE CAPITAL MARKET LTD	70000	1.13	0	0.00	0	0.00	0.00
11	VIRAJBEN S. PATEL	69157	1.12	0	0.00	0	0.00	0.00
12	SANBLUE CORPORATION LIMITED	69050	1.11	0	0.00	0	0.00	0.00
	TOTAL :	1255456	20.25	0	0.00	0	0.00	0.00




(I)(c)(ii) Statement showing holding of securities (including shares, warrants, convertible securities) of persons (together with PAC) belonging to the category "Public" and holding more than 5% of the total number of shares of the company								
Sr.No.	Name(s) of the shareholder(s) and the Persons Acting in Concert (PAC) with	Number of shares held	Shares as a percentage of total number of shares {i.e., Grant total (A)+(B)+(C) indicated in Statement at para (I)(a) above}	Details of warrants		Details of convertible securities		Total shares (including underlying shares assuming full conversion of warrants and convertible securities) as a % of diluted share capital)
				Number of warrants held	As a % total number of warrants of the same class	Number of convertible securities held	% w.r.t total number of convertible securities of the same class	
	TOTAL :	0	0	0	0	0	0	0



(1)(d) STATEMENT SHOWING DETAILS OF LOCKED-IN SHARES"				
SLNO	NAME OF THE SHAREHOLDER	CAT. CODE	NO OF SHARES	PERCENTAGE
	TOTAL :		0	0



(II)(a) STATEMENT SHOWING DETAILS OF DEPOSITORY RECEIPTS (DRS)				
Sr.No.	Type of outstanding DR (ADRs,GDRs,SDRs,etc.)	Number of outstanding DRs	Number of shares underlying outstanding DRs	Shares underlying outstanding DRs as a percentage of total number of shares {i.e., Grand Total (A)+(B)+(C) indicated in Statement at Para(I)(a) above}
	TOTAL :	0	0	0



(II)(b) Statement showing Holding of Depository Receipts (DRs), where underlying shares held by "Promoter/Promoter group" are in excess of 1% of the total number shares.				
Sr.No.	Name of the DR Holder	Type of outstanding DR (ADRs,GDRs,SDRs,etc.)	Number of shares underlying outstanding DRs	Shares underlying outstanding DRs as a percentage of total number of shares {i.e., Grand Total (A)+(B)+(C) indicated in Statement at para(I)(a) above}
TOTAL :			0	0

